

Pre and Post

How Changing Spatial Configurations Affect Organisational Behaviours

Kerstin Sailer

University College London, Bartlett School of Graduate Studies, London, United Kingdom
k.sailer@ucl.ac.uk

Andrew Budgen

Spacelab Architects, London, United Kingdom
andrew.budgen@spacelab.co.uk

Nathan Lonsdale

Spacelab Architects, London, United Kingdom
nathan.lonsdale@spacelab.co.uk

Alasdair Turner

University College London, Bartlett School of Graduate Studies, London, United Kingdom
a.turner@ucl.ac.uk

Alan Penn

University College London, Bartlett School of Graduate Studies, London, United Kingdom
a.penn@ucl.ac.uk

Keywords

space syntax; design practice; office; case studies; organisational behaviour; evidence-based design

Abstract

Understanding the way in which design interventions in an office affect everyday users, and thus shape organisational behaviour, should be high on the agenda for architects, designers and consultants alike. Surprisingly, this seems rarely to be the case. Here we aim to help close this gap by studying a variety of organisations in depth both before and after an office move from the point of view of design practice. This paper thus aims at understanding how a newly designed office is seen, used and filled with life by staff, so that planners can continuously and systematically reflect on and learn from experience, and create effective and well-used workplaces for the future. The research and reflective practice presented in this paper resulted from a collaboration on "Effective Workplaces" between University X and Y architects. Insights from in-depth case studies conducted over the last four years on various corporate clients in the media sector in the UK will be drawn upon. The studies each compared an organisation before and after it moved into a Y-designed office.

Two different lines of argument will be presented: firstly, results of the pre-post comparison of organisations before and after moving into a newly designed space suggest that physical space influences the way in which organisations communicate, interact, and perform in many ways. Secondly, the practical side of evidence-based design will be discussed. It can be seen that designers would do things differently if they had had the specific evidence prior to the design process. At the same time, difficulties arise in conducting "evidence-based" practice, for example the problem of time in a business environment where designers are often asked to deliver solutions within days or weeks, whereas gaining a good understanding of a complex organisation may take

months. These issues will be reflected on. General conclusions on the use and usefulness of Space Syntax in an architectural practice will be drawn.

1. Introduction

Architectural design is mainly driven by the experience and intuition ¹ of a designer and their style of creating space. The design process has been described as a process of making (Schön 1991), as experimental in nature and a trial-and-error approach (van Schaik 2005), as a 'learning by doing' phenomenon where the problem and solution emerge together (Lawson 2006), as neither procedural nor systematic, but as a process where multiple alternative solutions are simultaneously tested (Dursun 2007).

The design of office spaces, more specifically, is often guided by general typologies (cellular office, group office, open plan office) to describe the quality of interactions in office structures. This can be seen in countless architecture publications presenting best practice examples based on typological frameworks. The matrix introduced by Duffy (1997) to describe future ways of working depending on the level of autonomy and interaction of staff may serve as an example; it suggested categorising built examples into four distinct types of offices, i.e. those hosting individual processes ('hive'), group processes ('den'), concentrated study ('cell') and transactional knowledge ('club'). This approach was later refined by Hascher et al. (2002) acknowledging that an office did not necessarily fit into one category only; thus a detailed activity-based model of combinations of the four processes (individual, group, concentrated, transactional) was created. Similar approaches are known, simply referring to distinct sets of terminologies, for example the 'narrative', 'nodal', 'neighbourly', and 'nomadic' office type (Myerson and Ross 2003), or the office as 'academy', 'guild', 'agora', or 'lodge' (Myerson and Ross 2006).

While these and similar concepts are popular among architectural practices, they fail to provide more than fuzzy guidelines for the design of office spaces. Rather than providing evidence on the complex relationships between physical space and organisational outcomes, most typology-driven approaches remain suggestive, lack scientific rigour ² and fall short of appreciating detailed differences in spatial configurations within one typology.

At the same time an increasing body of rigorous studies, including but not limited to Space Syntax research, which have emerged over the last decade linking physical space with organisational outcomes such as interaction, collaboration, innovation or organisational performance (compare for example: Heerwagen et al. 2004; Penn et al. 1999; Peponis et al. 2007; Sailer and Penn 2007; Toker and Gray 2008; Wineman et al. 2008), remain relatively poorly known amongst architectural practice.

Attempts to introduce evidence-based processes into design have become increasingly popular over recent years (Hamilton 2006; Lawson 2005; Martin and Guerin 2006; Suttell 2007; Ulrich et al. 2005), resulting in programmes linking research outcomes with design interventions mainly in the health sector. Even though referring to the successful movement of Evidence-Based Medicine (EBM),³ evidence-based design (EBD) still lacks recognition, as well as seemingly, the scientific rigour and validity which EBM has gained (for a comprehensive criticism of EBD compare: Sailer et al. 2008). Not only do practitioners fail to recognise evidence-based design, but its spread is also hindered by the lack of case-independent research results. A report by the UK based Commission for Architecture and the Built Environment similarly concluded that "the ways in which office accommodation can create value for a business ... are [still] inadequately understood." (CABE 2005)

Two arguments may be drawn from this: firstly, more research is needed to gain a better understanding of the relationship between physical space and organisational outcomes. This research not only needs to employ scientific rigour in its setup and definition of variables of interest, but also needs to build up a reliable evidence-base to allow for comparisons and benchmarks. Data gathered alongside design projects and hence only available to architectural practices needs to be accessible to researchers to further develop the field. Secondly, it is argued that a

knowledge gap between researchers and practitioners in office design exists with serious consequences for office architecture. Recent surveys of workforces in the US and UK have shown that in the average company only 43% of staff (US) and 26% of staff (UK) are satisfied with their workspaces and that this is closely linked with organisational performance (Gensler 2008a; b).

Knowing how a workplace design – and thus its resulting spatial configuration – affects an organisation in its collective behaviours should be a major concern of architects, facility managers and consultants alike. Those who create space should be able to incorporate evidence on the relationship between spatial configuration and organisational behaviours into their workplace solutions. To provide this knowledge and make it readily available and used, research needs to be closely involved with architectural practice; therefore this paper stems from practice-led, yet research-intensive case studies conducted from the perspective of an architectural company.

2. Research Programme and Methods: Pre-Post Comparison of Office Spaces

The research and reflective practice presented in this paper is the result of the collaborative project 'Effective Workplaces' between University College London and Spacelab architects.⁴ Its main aim was to produce knowledge on the powerful relationship between spatial configuration and social behaviours in workplace environments by case study research, and hence to transform an intuition-based architectural practice into an evidence-based one (for more details on the concept compare: Sailer et al. 2007b).

The case studies presented in this paper were conducted over the last four years under the lead of Spacelab architects on various corporate clients in the media sector in the UK before and after moving into a Spacelab-designed office. A multilayered methodological approach combining qualitative and quantitative methods was used to capture the character, atmosphere, and work cultures of the organisations as well as their spatial configuration. A space syntax analysis of spatial layouts (Hillier 1996; Hillier and Hanson 1984) and space observations provided evidence on space structure and space usage patterns. Semi-structured interviews with unit managers inquiring into relationships among business units, staff questionnaires captured satisfaction and perception of spaces, but also patterns of interaction and collaboration among staff. These data were evaluated with the help of Social Network Analysis (SNA) (Wasserman and Faust 1994). Thus the collective behaviours of staff in the workplace could be investigated in relation to the spatial environments in which they were enacted.

In the following section two in-depth case studies will provide evidence of behavioural change resulting from changes to the spatial configuration and environment of the workplace. This will underline the importance of spatial configuration for organisational performance, but also point towards possibilities of using this knowledge strategically for future design solutions. However, evidence-based design may also be considered problematic, since it requires expert knowledge, time and resources. Hence the difficulties and implications of evidence-based design processes will be reflected upon from the point of view of an architectural practice.

3. Case One: New Spaces for a Radio Station

A UK based radio station had commissioned Spacelab architects to design their new workspace in 2005; the main aim of the project was to increase external brand awareness of the radio, but also to improve the internal integration of people and functions. The organisation and spatial settings were studied first in 2005 and again in 2006, before and after moving into a newly designed space. The major change from the old to the new design (see figure 1) was reducing the amount of unused space and offering a compact and efficient building layout, where everyone was located on one floor, mostly in one open space. Additionally, studio spaces and workspaces were closely interlinked in the new design. As a result, visual integration⁵ of the whole building rose from 1.975 (pre) to 5.223 (post) and was thus more than doubled.

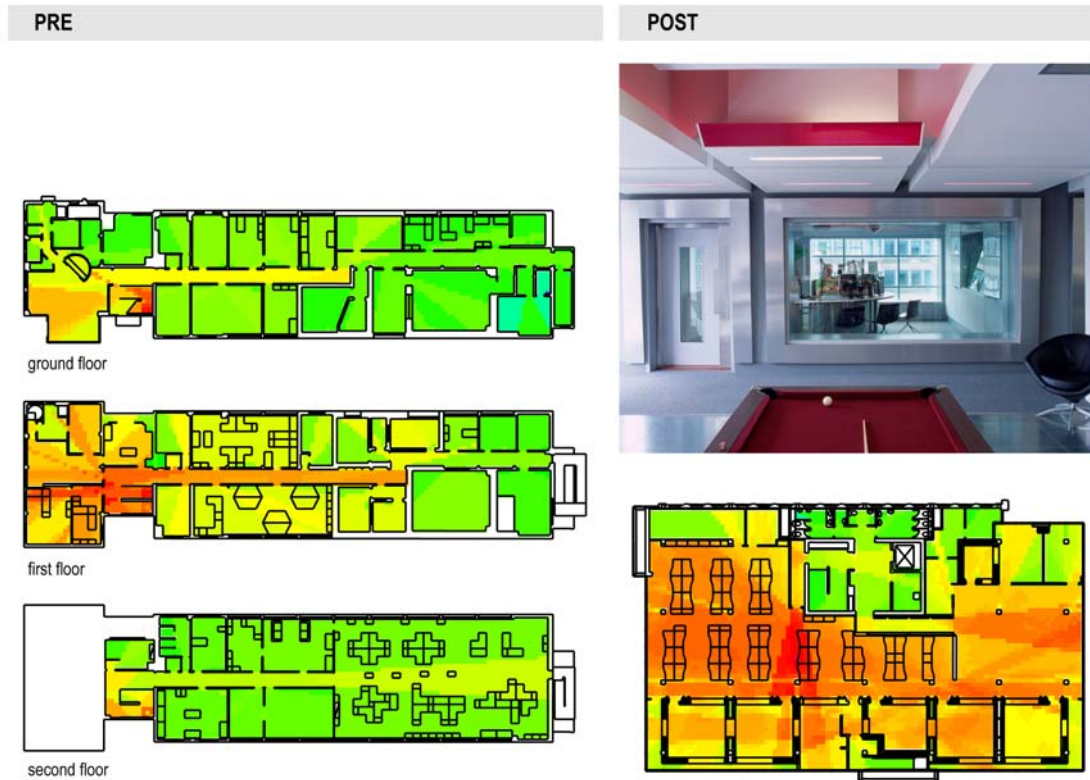


Figure 1

Visual graph analysis of the old spaces (left) and the new (right); the image of the new design (post stage) shows the close integration between studio spaces and the social area and workspaces

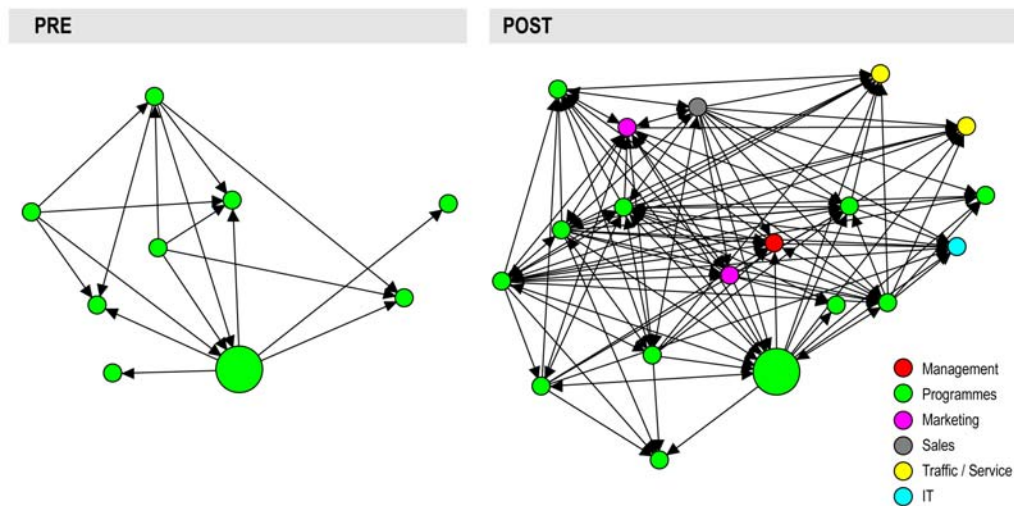


Figure 2

Egonet of one staff member of the programmes section (big green node) in 2005 (left), and 2006 (right). Nodes are coloured according to departmental affiliation.

This significant change in spatial configuration was followed by new emerging patterns of behaviour. Not only did overall levels of interaction⁶ increase (pre: 3.0, post 3.7), but people also adopted new patterns of interaction and collaboration. The managing director reported an

increase in face-to-face interactions; whilst the numbers of internal phone calls dropped by 40%. Moreover, the feeling of mutual usefulness within the organisation was strengthened as can be seen in the social networks ⁷ of individual people: the so called egonets ⁸ grew wider and reached across group and discipline boundaries with the move into the new building. Figure 2 shows the egonet of usefulness of one of the staff members working for the programmes section in a pre-post comparison. In 2005 this person only had connections to colleagues from the same department, i.e. the programmes. Not only did the quantity of links double in 2006, but their connections reached nearly all roles within the whole organisation, including management, marketing, sales and traffic.

To summarise, these findings suggest that the increased overall spatial integration of the new office may be reflected in increased overall levels of seeing others more frequently. Social networks reached further and became denser. In conclusion, the results of the pre-post comparison of this organisation show that while the organisational structure stayed the same, the change in the spatial design and configuration influenced important organisational behaviours such as interaction, collaboration and performance, and the resulting social networks of perceived usefulness.

4. Case Two: Integrating Different Businesses in a Large Media Corporation

A large business-to-business media group based in London underwent significant changes to its spatial configuration when it restructured its business in relation to its building portfolio with the help of Y architects. By co-locating brands and businesses, which had previously been spread across different buildings, into a single workspace, the organisation wanted to establish synergies between the businesses, centralise certain functions (such as Marketing), create efficient spatial layouts, and save on property costs. Four business units of the media group (two publishers, [C] and [R], as well as an information business [W] and an events organiser [K]) were studied as a sample, located in four distinct buildings in 2007 (pre study) and co-located in one building in 2008 (post study). The major change from the old spatial configuration to the new one certainly was the co-location of approximately 1,330 staff across 60 different brands and titles. The new workspace comprised three floors of a large office building (compare figures 3 and 4): an open reception area on the ground floor with adjacent meeting rooms that lead to a central café area on the first floor; workspaces as well as central facilities (printing points, meeting rooms, soft seating areas) were spread across the first, ground and lower ground floors.



Figure 3

Images of the look and feel of the new spaces of the media corporation (post stage) showing the central staircase that connects the ground with the first floor, the central café, as well as the new workspaces

Although the building was very large, it was well integrated as the visual graph analysis (see figure 4) shows. The design decisions to connect the two major floors by an open staircase and to create a void in the centre of the floor plate, as well as to place the central café adjacent to it in order to

achieve the desired level of business integration with the help of increased levels of spatial integration were taken by Spacelab architects based on a Space Syntax analysis.

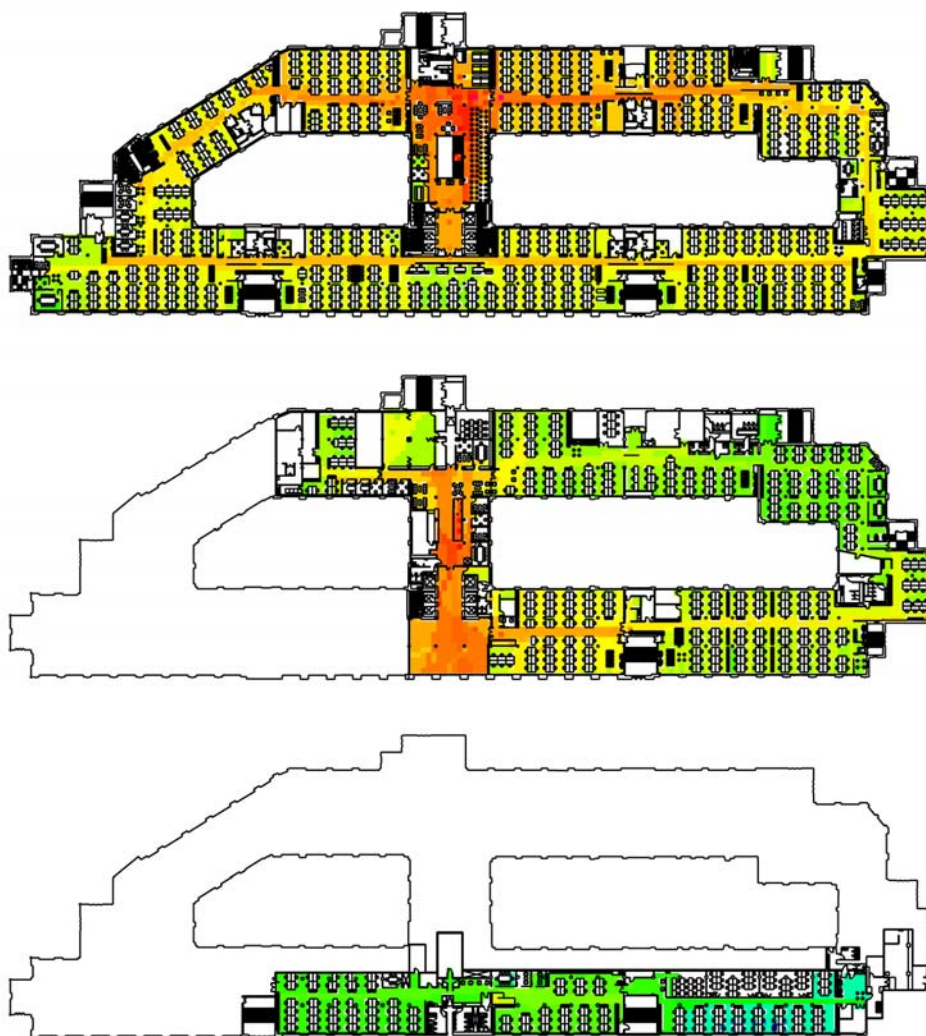


Figure 4

The visual graph analysis (based on accessibility) shows how lobby and café form an integration core, spreading activity and ‘buzz’ across the large floor plates

As a result of spatial configuration (i.e. shape of the floor plate, as well as co-location of staff in one large workspace), the levels of observed movement in the circulation spaces in the new building increased significantly compared to the previous buildings (see figure 5 for the visualisation of pre and post movement flows). Movement density, measured as the number of movements occurring per square metre of circulation space and per hour, ranged from 1.3 (spaces of events organiser K) to 5.5 (spaces of information business W) in the old workspaces, whereas in the new building movement density was as high as 8.1 to 9.3 in the various areas of the first floor. Therefore, movement density more than doubled from pre to post. What this means for the organisation in its everyday work processes can be brought to life by a simple figure: in the main circulation route⁹ of the building each row of desks was passed on average by one moving person every 22 seconds.

This high intensity of movement in the main circulation space was perceived as a source of noise and annoyance by some staff, as reflected in the following comments: “It is often very noisy, there is constant human traffic going past a few feet away from me, trolleys, cleaners, deliveries, staff etc. Nearby staff are often very loud on the phone, mobile ring tones can be intrusive.” (member of

staff, publisher C) or “With facilities being spaced out the amount of people walking around can make you feel like you work in an airport.” (member of staff, business PS). It is argued here that movement was first and foremost perceived as a factor causing noise and disturbance rather than creating opportunities to meet and encounter people for recruitment and further processes of interaction (Backhouse and Drew 1992). At the same time, the amount of interactivity around desks was reduced in the new spaces of the media corporation. While occupying the old buildings, the level of interactivity, i.e. the percentage of people observed to be engaged in face-to-face interactions at any one moment in time ranged from 26%-28%; in contrast, only 12%-24% of staff were observed to be interacting in the new spaces. This relationship between increased levels of movement density and decreased levels of interactivity can be confirmed taking more cases into account, as figure 6 illustrates. The correlation between movement density and interactivity shows a significant and negative relationship ($R^2=-0.56$, $p<0.0081$) across a benchmark of eleven buildings of organisations in the media and advertising sector, all occupying open-plan offices (and all studied by Spacelab with the same methods). This means that interactivity at workstations generally decreases as movement density increases, specifically as movement density becomes very high.

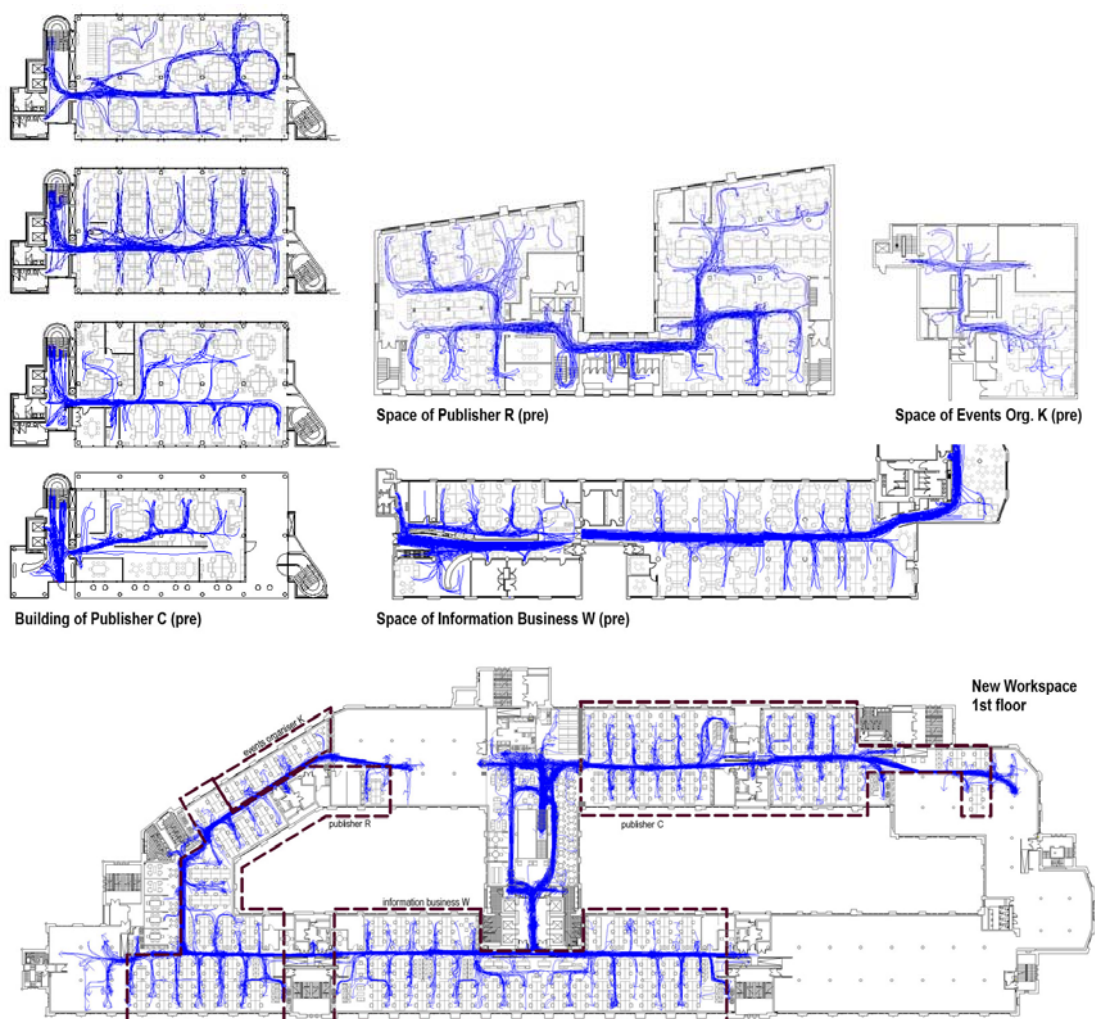


Figure 5

Observed flow of movement in four buildings of the media corporation (pre) and the new workspace (post)

However, this decrease in interactivity around desks does not necessarily mean that interaction has decreased in total. It rather points towards a significant change in the overall patterns of interaction. More light can be shed on the phenomenon of newly emerging organisational behaviours and

organisational cultures of interaction and collaboration as a result of a new workspace by analysing questionnaire results on the frequency of contact and the perception of usefulness of colleagues. First of all, the overall frequency of face-to-face contact increased slightly (+4%) for the sample of four business units from an average of 2.43 to a value of 2.52 (measured on a seven point scale).¹⁰ Likewise collaboration (as measured by the level of mutual usefulness) has increased by 6% from an average of 1.77 to a value of 1.87 on a three point scale. Since people report being in more intensive face-to-face contact and finding their colleagues more useful than before, yet less interactions occurred around individuals' desks as observed, this means that personal contact took place somewhere else, for example in the newly provided café (where 20% of people present were interacting). These results point towards organisational behaviours that were more planned and less spontaneous. The same tendency can be seen in the levels of contact within and across business units as well as the average number of interaction and collaboration partners, as shown in figure 7.

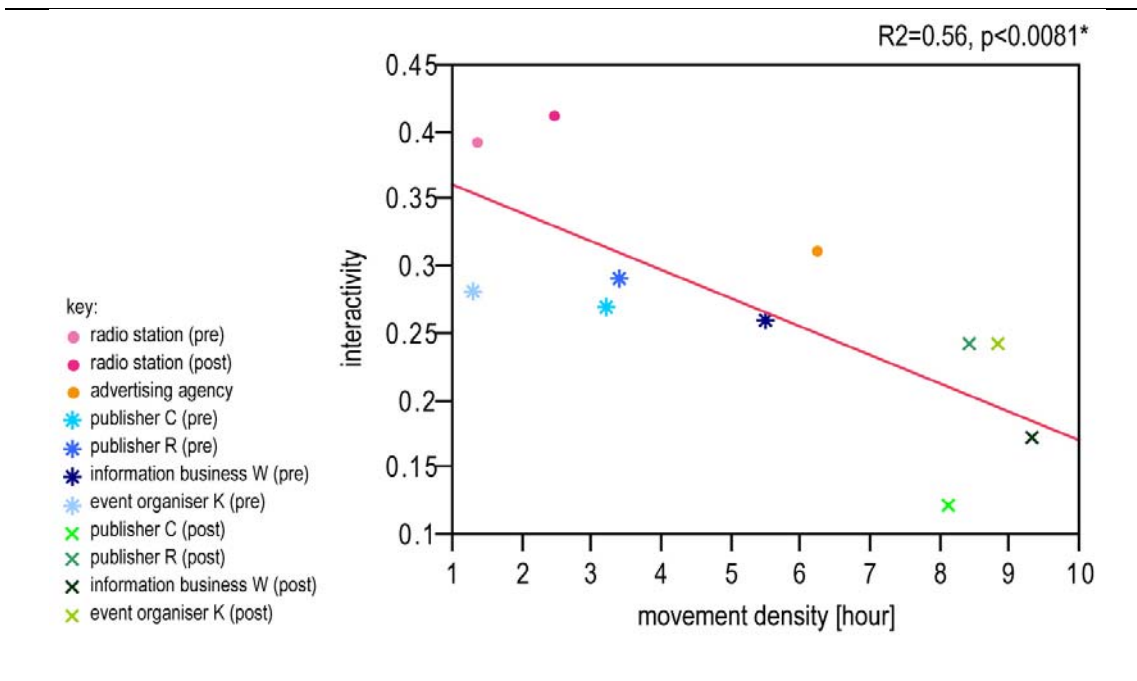


Figure 6

Correlation between movement density in circulation spaces and interactivity in adjacent workspaces for a benchmark of eleven buildings from the media and advertising sector

It seems that in the new workspace people interacted more in total, yet with fewer interaction partners (9.8 instead of 11.9 on average) and collaborated more, yet also more concentrated on fewer partners (7.6 instead of 9.2 on average). At the same time, interaction and collaboration across the boundaries of business units increased, since after the move 12% of interactions and 11% of collaborations reached across business units (compared to 5% and 7% pre move).

So in essence, interaction and collaboration patterns increasingly became planned and targeted, focusing on those people that someone really needed to talk to and found particularly useful for their own work processes. This means that the strategy of the business aiming for increased synergies and integration of its diverse business units and brands was supported by the new building design and spatial configuration, yet at the expense of spontaneous and unplanned interaction, which has been argued elsewhere to provide important sources of new information to create innovative potential in organisations (Allen 1984; also compare argument in: Hillier and Penn 1991).

Despite some of the outcomes the spatial configuration of the building and its resulting high levels of movement density in terms of the decrease in interactivity at desk level and the loss of unplanned encounters, staff were generally satisfied with the building and perceived it as supporting their work processes, specifically concerning communication (compare figure 8).

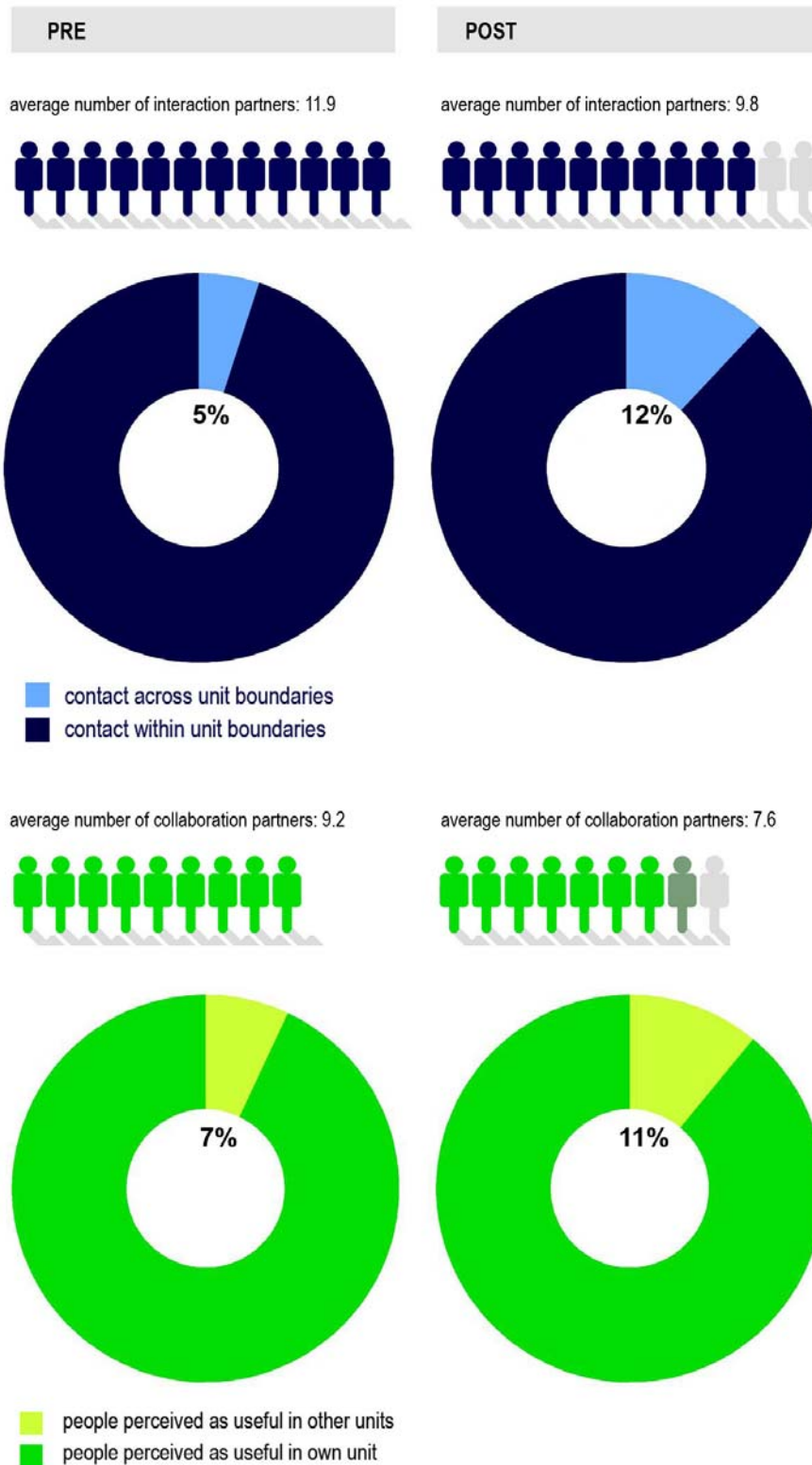


Figure 7

Changed patterns of interaction and collaboration from 2007 (pre move) to 2008 (post move); (Source: Online questionnaire with all staff of the four sampled business units; respondents n=155 [pre] and n=141 [post])

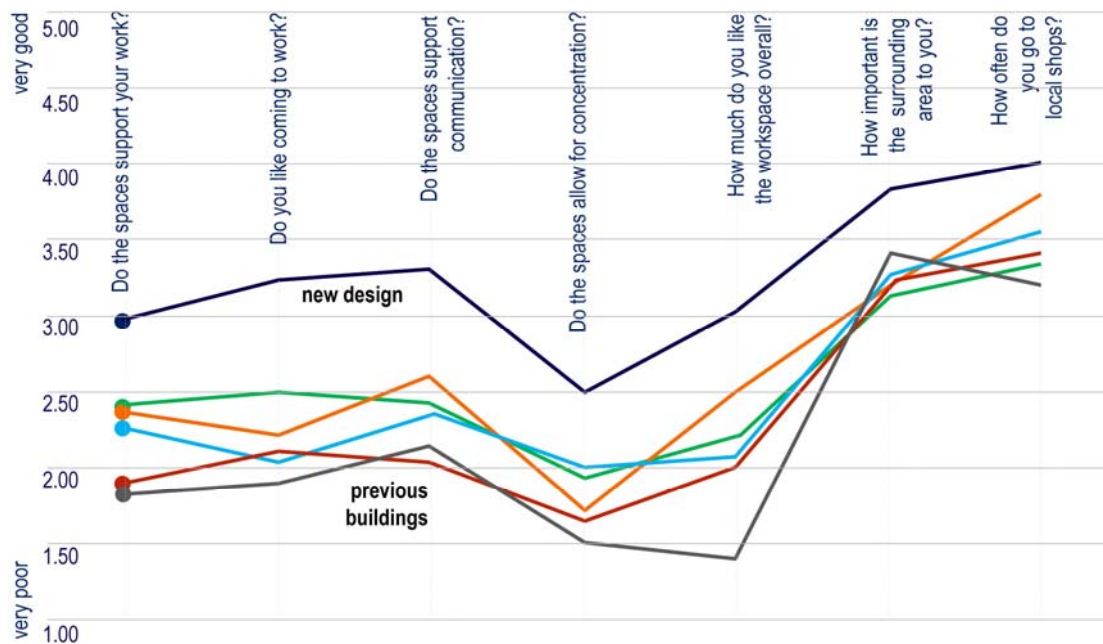


Figure 8

Levels of satisfaction and performance of the new building have increased as compared to staff perception of the previous buildings (Source: Online questionnaire distributed to all staff; respondents $n=182$ [pre] and $n=267$ [post])

To summarise the lessons learnt from this case study, it can be concluded that as a result of the move into a shared building a variety of organisational behaviours – the level of interactivity, the choice of interaction and collaboration partners, the perception of noise and disturbance, as well as levels of satisfaction in the new building – emerged in relation to specific spatial constitutions, for example co-location, spatial configuration and movement densities.

5. Evidence-Based Design Practice – Implications and Complications

Before drawing final conclusions on the study of office spaces in a pre-post comparison, we will reflect upon some of the practical implications of an evidence-based design from the point of view of an architectural practice; wider theoretical and academic interests will also be touched on.

With the help of evidence from empirical in-depth case studies we have shown how organisational behaviours in knowledge-intensive organisations changed as a result of changing spatial configurations. This knowledge in itself is valuable, especially since ‘before and after’ studies are still rarely conducted. Not only do they serve as evidence of beneficial change and so assist architectural practices in future projects, they are also important in cases where results are surprising. For example, in the case of the media corporation, spatial integration and efficient circulation routes were expected to lead to significant movement flows, yet the implications of this in terms of reduced interaction at the workstation were not understood beforehand. With the evidence at hand, the client can be continuously consulted and changes to be initial scheme suggested, as actually happened in the case of the media corporation. This also highlights the fact that spatial configuration is a powerful foundation for organisational life, yet the impact of design interventions will only be understood fully in usage. For example in this case a strategic space usage decision taken by the client, i.e. the introduction of shared printing and recycling points, increased the amount of movement even further, over and above the movement flows induced by spatial configuration.

Apart from the changes to the design process, potentially transforming the project-centred nature of architecture into a more process and operations focus, another advantage of evidence-based design lies in its power to improve the design solution itself.

With results from a focus group meeting,¹¹ which was held after the pre-study with eight architects from Spacelab, five of whom had been closely involved in the design of the media corporation, it can be shown that designers would have done things differently, if evidence had been available. All of them agreed that having had specific evidence prior to the design process would have completely changed their whole design approach, especially on the issue of how teams are distributed within the building, how teams split, but also on the general design of the fit-out. With the benefit of evidence from the pre study there would have been more scope to mix up teams and provide a greater diversity in terms of spaces (e.g. private areas, soft-seating, less desk-based and more choice and flexibility for different ways of working and activities), thus making the whole space more creative and interesting. This reflects some of the issues that were mentioned by staff in questionnaires, but without this evidence the client (i.e. the facility team and management) insisted on pronounced and fixed boundaries between the teams and the need to accommodate as many people as possible in the building. It may well have been the case that by breaking up the large open-plan office spaces to a greater degree by offering soft seating alongside the heavily used circulation route¹² the level of unplanned encounter could have been held steady. In conclusion, the focus group was absolutely convinced that the result of the design, the building, would have been better with evidence than it turned out to be without it.

However, evidence-based design is not an easy process and may bring additional complications despite the positive influences mentioned above. Three main issues are discussed here: first of all the problem of time and expertise, since it has to be acknowledged that evidence-based design requires additional time as well as skills that are not part of what architects typically do. Clients need to agree to fees for special consultancy services, but also be able to provide the time necessary to conduct studies ahead of the design process. Time is a crucial issue in a business environment, where designers are often asked to deliver solutions within days or weeks. There is hardly ever time available to properly study an organisation and how it uses its space in order to plan a tailored solution. This remains one of the main challenges facing an evidence-based design practice.

This is closely related to the second issue – the difficulties of communicating evidence-based design. 'Educating the client' becomes part of the process and service, as the complexity of Space Syntax and other methods (like SNA) need to be explained in order for a client to understand and appreciate design solutions as an answer driven by evidence. While images of visual graph analysis are relatively easy to communicate and laypeople may intuitively read them correctly, for example, other methods or processes are inherently difficult to explain without missing crucial details.

Last, but not least, practice-led or consultancy-led research has its own character. While it gives easy access to case study material and generally produces lots of data, the possibilities of analysing this richness of evidence in great detail are somewhat more limited. The client, who after all is paying for the analysis, is only interested in a problem-based solution which has to be achieved with relatively little effort. Most of the data produced then remains tacit for further theory-building, because there is no time to explore new phenomena for academic and wider theoretical interests. These limitations may be turned into opportunities for a shared and enhanced learning experience through collaborations with academic partners.

6. Conclusions

In spite of being at times a hard to communicate and time consuming process, evidence-based design clearly is a useful way of establishing user needs, integrating the character of an organisation in all its complexity into a spatial design and thus making sure a workspace fits the clients' work processes and culture. Specifically, being able to learn from an in-depth study of the spatial and organisational constitution of a client before the design process, and then comparing this to the situation after moving into a new design through post occupancy evaluation, is not only of

theoretical interest, but proves rewarding for an architectural practice interested in what Donald Schön once called the 'reflective practice' (Schön 1991). Bringing custom-made evidence to bear in design in consideration of the requirements, wishes, character and organisational culture of a specific client and their workforce, instead of proposing generic solutions based on what others have found for other organisations, is a great asset for the creation of well-used future workplace environments.

Notes

- 1 Further descriptions of the process of design and its implications for architecture as a built form have been made elsewhere (Sailer et al. 2007a; Sailer et al. 2008).
- 2 An exception are recent studies by German scholars on office typologies, where it is argued that different office typologies (single cells, double cells, group offices, open plan offices, combi-offices) differ significantly in the quality of encounters they allow for (Muschiol 2006), as well as in the performance of the organisation as perceived by staff (Spath and Kern 2003)
- 3 EBM has been defined as the 'conscientious, explicit, and judicious use of current best evidence in making decisions about the care of individual patients' (Sackett et al. 1996). It thus adds scientific rigour ('current best evidence') to the experiential judgement ('making decisions', 'judicious use') of medics regarding their profession ('care of patients').
- 4 This Partnership received financial support from the Knowledge Transfer Partnerships programme (KTP) in 2006-2008. KTP aims to help businesses to improve their competitiveness and productivity through the better use of knowledge, technology and skills that reside within the UK Knowledge Base. KTP is funded by the Technology Strategy Board along with the other government funding organisations. Compare: <http://www.ktponline.org.uk/default.aspx> (last accessed: 09/01/2009)
- 5 Visual integration was measured based on the introduction by Turner, et al. (2001) and calculated with Depthmap (Turner 2006).
- 6 Measured on a five point scale by a questionnaire with all staff (frequency of contact: 5=daily, 4=several times a week, 3=weekly, 2=monthly, 1=less than monthly contact).
- 7 All social network analysis results in this paper were produced with the software package UCINET and Netdraw (Borgatti et al. 2002).
- 8 An Egonet is the network of one person (Ego) that shows their complete network, i.e. the links they hold to everyone else (Alters) as well as ties among Alters.
- 9 The fact that this is the main route is important in this case, since not every desk was passed by a person every 22 seconds, but only those desks at the end of a row, which means that the disturbance emanating from this high level of movement density was not felt equally by all staff.
- 10 Measured on a seven point scale by a questionnaire with all staff (frequency of contact: 7=several times a day, 6=twice daily, 5=daily, 4=several times a week, 3=weekly, 2=monthly, 1=less than monthly contact).
- 11 The focus group meeting was held over a one and a half hour session; it kicked off with an input presentation of the evidence found in the pre case study only and was followed by a lively open discussion around the question "What would have been different if we would have had this data before?".
- 12 Actually, this idea was included in one of the first design solutions presented to the client, but was discarded later by the client in an urge to accommodate more people in less space.

References

- Allen, Thomas J. 1984. *Managing the Flow of Technology: Technology Transfer and the Dissemination of Technological Information within the R&D Organization*. Cambridge/London: MIT Press.
- Backhouse, Alan and Peter Drew. 1992. The Design Implications of Social Interaction in a Workplace Setting., *Environment and Planning B: Planning and Design* 19: 573-84.
- Borgatti, Stephen P., Martin Everett and Linton C. Freeman. 2002. *Ucinet 6 for Windows*. Software for Social Network Analysis. Harvard: Analytic Technologies.
- Cabe. 2005. *The Impact of Office Design on Business Performance*. London: The Commission for Architecture and the Built Environment.
- Duffy, Francis. 1997. *The New Office*. London: Conran Octopus Limited.

- Dursun, Pelin. 2007. Space Syntax in Architectural Design. In *6th International Space Syntax Symposium*, eds Kubat, a S, Ertekin, Ö, Güney, Y I and Eyüboğlu, E, 056-01 - 56-12. Istanbul: ITU Faculty of Architecture.
- Gensler. 2008a. 2008 Workplace Survey - United Kingdom: www.gensler.com.
- Gensler. 2008b. 2008 Workplace Survey - United States: www.gensler.com.
- Hamilton, Kirk. 2006. Four Levels of Evidence-Based Practice. *The AIA Journal of Architecture* (no. January 2006), http://www.aia.org/nwsltr_aiaj.cfm?pagename=aiaj_a_20041201_fourlevels (accessed 21/11/07).
- Hascher, Rainer, Simone Jeska and Birgit Klauck eds. 2002. *Office Buildings: A Design Manual*. Basel/Berlin/Boston: Birkhäuser.
- Heerwagen, Judith, Kevin Kampschroer, Kevin Powell and Vivian Loftness. 2004. Collaborative Knowledge Work Environments. *Building Research and Information* 32: 510-28.
- Hillier, Bill. 1996. *Space Is the Machine. A Configurational Theory of Architecture*. Cambridge: Cambridge University Press.
- Hillier, Bill and Julienne Hanson. 1984. *The Social Logic of Space*. Cambridge: Cambridge University Press.
- Hillier, Bill and Alan Penn. 1991. Visible Colleges: Structure and Randomness in the Place of Discovery. *Science in Context* 4, no. 1: 23-49.
- Lawson, Bryan. 2005. Evidence-Based Design for Healthcare. In *Business Briefing: Hospital Engineering & Facilities Management*, ed. Briefings, Touch, 25-27. London.
- Lawson, Bryan. 2006. *How Designers Think - the Design Process Demystified*. 4th ed. Oxford: Architectural Press.
- Martin, Caren S. and Denise A. Guerin. 2006. Using Research to Inform Design Solutions. *Journal of Facilities Management* 4, no. 3: 167-80.
- Muschiol, Roman. 2006. Begegnungsqualität in Bürogebäuden. In *52. Kongress der Gesellschaft für Arbeitswissenschaft*, 457-61. Dortmund: GfA Press.
- Myerson, Jeremy and Philip Ross. 2003. *The 21st Century Office*. London: Laurence King Publishing.
- Myerson, Jeremy and Philip Ross. 2006. *Space to Work. New Office Design*. London: Laurence King Publishing.
- Penn, Alan, Jake Desyllas and Laura Vaughan. 1999. The Space of Innovation: Interaction and Communication in the Work Environment. *Environment and Planning B: Planning and Design* 26, no. 2: 193-218.
- Peponis, John, Sonit Bafna, Ritu Bajaj, Joyce Bromberg, Christine Congdon, Mahbub Rashid, Susan Warmels, Zhang Yan and Craig Zimring. 2007. Designing Space to Support Knowledge Work. *Environment and Behavior* 39, no. 6: 815-40.
- Sackett, David L., William M. C. Rosenberg, J. A. Muir Gray, R. Brian Haynes and W. Scott Richardson. 1996. Evidence Based Medicine: What It Is and What It Isn't. *BMJ (British Medical Journal)* 312, no. 7023: 71-72.
- Sailer, Kerstin, Andrew Budgen, Nathan Lonsdale and Alan Penn. 2007a. Changing the Architectural Profession - Evidence-Based Design, the New Role of the User and a Process-Based Approach. In *Symposium 'Ethics and the Professional Culture'*. Cluj, Romania: available online: <<http://eprints.ucl.ac.uk/4828/1/4828.pdf>>.
- Sailer, Kerstin, Andrew Budgen, Nathan Lonsdale, Alasdair Turner and Alan Penn. 2007b. Effective Workplaces – Bridging the Gap between Architectural Research and Design Practice. In *6th International Space Syntax Symposium*, eds Kubat, a S, Ertekin, Ö, Güney, Y I and Eyüboğlu, E, 124-01 - 24-06. Istanbul: ITU Faculty of Architecture.
- Sailer, Kerstin, Andrew Budgen, Nathan Lonsdale, Alasdair Turner and Alan Penn. 2008. Evidence-Based Design: Theoretical and Practical Reflections of an Emerging Approach in Office Architecture. Paper presented at the Design Research Society Conference, 16-19 July 2008, in Sheffield/UK.
- Sailer, Kerstin and Alan Penn. 2007. The Performance of Space – Exploring Social and Spatial Phenomena of Interaction Patterns in an Organisation. Paper presented at the International Architecture + Phenomenology Conference, 13-17 May 2007, in Haifa, Israel.
- Schön, Donald A. 1991. *The Reflective Practitioner: How Professionals Think in Action*. Aldershot: Ashgate Publishing Limited.
- Spath, Dieter and Peter Kern. 2003. *Zukunftsoffensive Office 21. Mehr Leistung in Innovativen Arbeitswelten*. Köln/Stuttgart.

- Suttell, Robin. 2007. Evidence-Based Design Shapes Healthcare Facilities. *Buildings* January 2007.
- Toker, Umut and Denis O. Gray. 2008. Innovation Spaces: Workspace Planning and Innovation in U.S. University Research Centers. *Research Policy* 37: 309-29.
- Turner, Alasdair. 2006. Ucl Depthmap: Spatial Network Analysis Software. London: University College London, VR Centre of the Built Environment.
- Turner, Alasdair, Maria Doxa, David O'sullivan and Alan Penn. 2001. From Isovists to Visibility Graphs: A Methodology for the Analysis of Architectural Space. *Environment and Planning B: Planning and Design* 28, no. 1: 103-21.
- Ulrich, Roger, Xiaobo Quan, Craig M. Zimring, Anjali Joseph and Ruchi Choudhary. 2005. The Role of the Physical Environment in the Hospital of the 21st Century: A Once-in-a-Lifetime Opportunity. Concord/CA: The Center for Health Design.
- Van Schaik, Leon. 2005. Mastering Architecture. *Becoming a Creative Innovator in Practice*. Chichester: Wiley-Academy.
- Wasserman, Stanley and Katherine Faust. 1994. *Social Network Analysis: Methods and Applications Structural Analysis in the Social Sciences*. Cambridge: Cambridge University Press.
- Wineman, Jean, Felichism Kabo and Gerald F. Davis. 2008. Spatial and Social Networks in Organizational Innovation. *Environment and Behavior* Forthcoming.